

10 9 8 7 6 5 4 3 2 1

**NOTES :**

**1- MATERIAL:**

-HOUSING: POLYESTER FIBER GLASS FILLED UL 94-V0  
COLOR BLACK.

-TERMINAL: PHOSPHOR BRONZE.

**PLATING:**

POST PLATE 0.00127-0.00152/.000050-.000060 GOLD IN  
CONTACT AREA ,0.00190/.000075 MIN PURE TIN  
IN TAIL AREA BOTH OVER 0.00127/.000050 MIN NICKEL  
OVERALL.

-SHIELD: BRASS PLATED WITH 0.0020/.00078 TIN

2- JACK FOR MATING WITH F.C.C. 68 SHIELDED PLUGS (95043 MOLEX SERIES).

3- PRODUCT SPECIFICATION PS-95040 AND PS-85505 (SECTION 5.2).

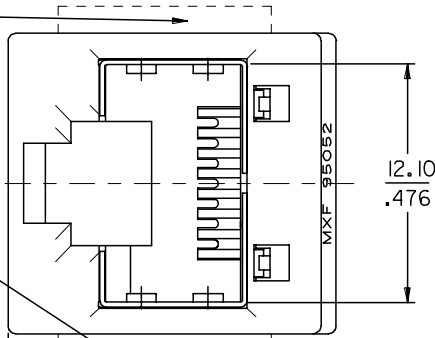
4- APPLICATION SPECIFICATION AS-95001.

5- PACKAGING SPECIFICATION PK-95022 (TRAY PACKAGING).

6- EXCEEDS CATEGORY 5E PERFORMANCE.

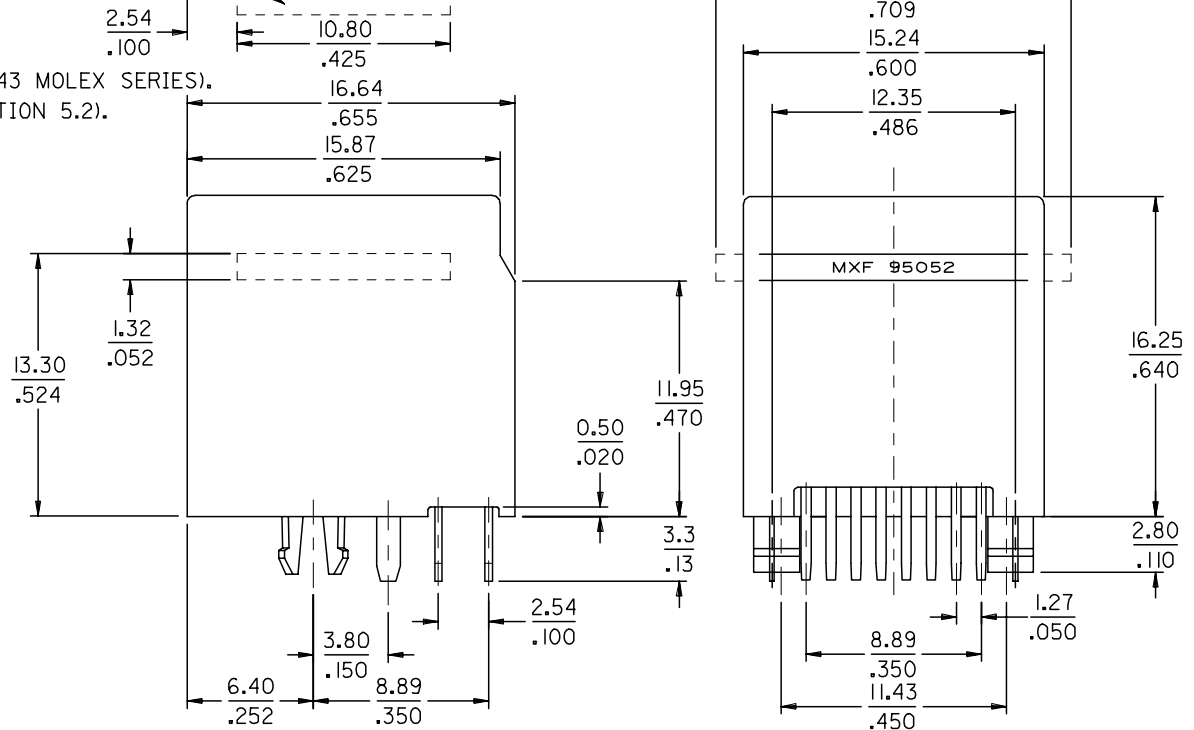
7- PC BOARD THICKNESS: 1.57/.062

OPTIONAL RIBS

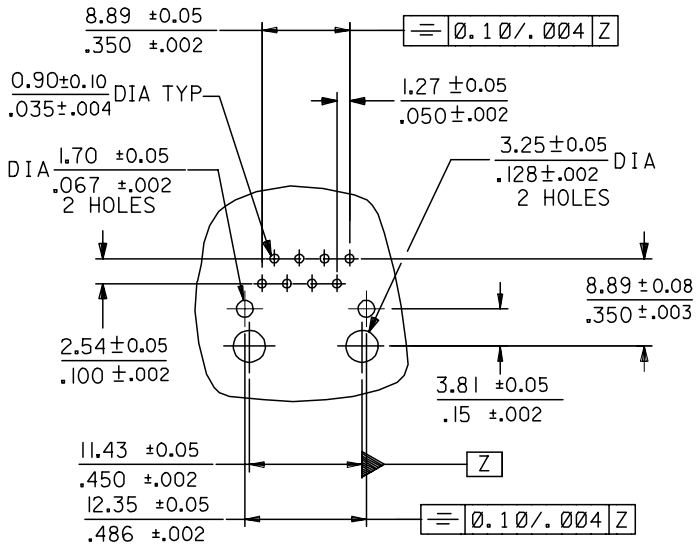


JACK WITH RIBS  
MATERIAL NR.: 85507-0001

JACK WITHOUT RIBS  
MATERIAL NR.: 85507-0002



**P.C.B. MOUNTING PATTERN**  
(see from component side)  
SCALE 2:1



<b>ENTER DESCRIPTION</b> EC NO: MG2005-0147 DRAWN: CEBASTI 2004/10/21 CHKD: FCARABET 2004/10/22 APPR: KNOLLER 2004/11/04	<b>QUALITY SYMBOLS</b> 	<b>GENERAL TOLERANCES (UNLESS SPECIFIED)</b>		<b>DIMENSION STYLE</b> MM/IN	<b>SCALE</b> 4:1	<b>DESIGN UNITS</b> METRIC	<b>THIRD ANGLE PROJECTION</b>
		4 PLACES ± --- ± --- 3 PLACES ± --- ± .006 2 PLACES ± 0.15 ± .010 1 PLACE ± 0.25 ± --- ANGULAR ± 2 °	DRAWN BY FB 98/08/05	DATE 98/08/05	TITLE TOP ENTRY HIGH SPEED SHIELDED MODULAR JACK THROUGH HOLE 8 CIRCUIT		
		DRAFT WHERE APPLICABLE MUST REMAIN WITHIN DIMENSIONS	CHECKED BY FM 98/08/05	DATE 98/08/05	MOLEX INCORPORATED		
		SEE CHART	MATERIAL NO. SD-85507-001	DOCUMENT NO. SD-85507-001	SHEET NO. 1 OF 1		

9 8 7 6 5 4 3 2 1